

02/02/21

T: Can I apply my online safety
knowledge?

How To Be SMART

Have you come across this before?


Safe

Meeting

Accepting

Reliable

Tell



How To Be SMART

Safe

The S is for Safe. This is all about keeping your personal information safe.

Thinking about other lessons (and anything else you might know!), can you think of a time when you would have to think about this?

Checking if a website is secure.

Being careful about what you say in an online chat.

If you use social media, keep your profile private.



How To Be SMART

Meeting

This is about making friends online and thinking about meeting up with them. You should only **ever** meet an online friend with a parent or carer's permission **and** if they can come with you.

When do you have to think about this rule?

When chatting online,
via any means.



How To Be SMART

Accepting

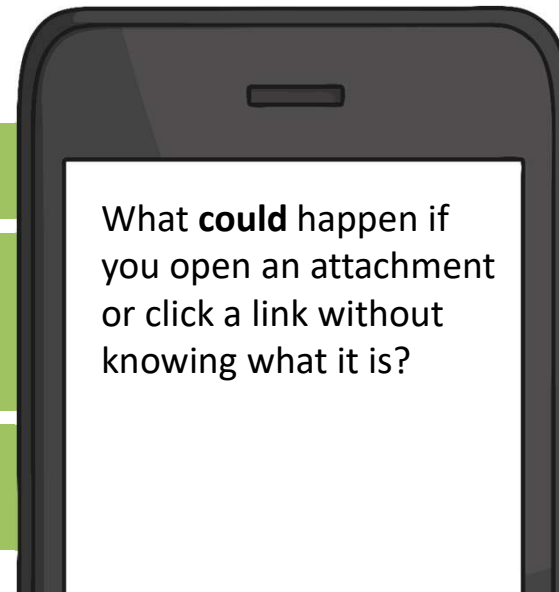
When you receive an email or instant message with an attachment, you need to think about how safe it is to open it.

When should you think twice about accepting an attachment?

If it's from an someone you don't know.

If it **looks** like it's from someone you know, but the attachment, subject or content of the email seems strange.

These rules apply for when clicking a link in any email or message online.



How To Be SMART

Reliable

Remember that people online are not always reliable. Anyone can say anything online. What kind of information might be false that you find online?

Absolutely **anything** an online friend tells you!

Anything you read on an unreliable website. Remember that even well-known websites can be edited by other people.



How To Be SMART

Tell

If you're ever worried, uncomfortable or just have questions about something you've seen online, the number 1 rule is...

Tell someone!

A parent, carer, teacher or other trusted adult will be happy to help!



SMARTbot

This is our SMARTbot, it's like a robotic version of you when you're online.
Each of its coloured buttons activates one of the SMART areas and makes it think about how to behave online.


Safe

Meeting

Accepting

Reliable


Tell



SMARTbot Scenarios

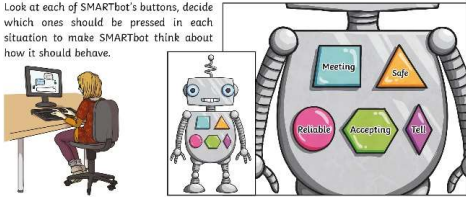
Look at your SMARTbot [Scenarios Worksheet Sheet](#) and decide which SMARTbot button you would need to activate in each situation.

Try to explain why you've chosen that button.



SMARTbot Scenarios

Look at each of SMARTbot's buttons, decide which ones should be pressed in each situation to make SMARTbot think about how it should behave.




1. Online Shopping
You're about to buy a t-shirt on a site you've never used before. The website looks OK but you need to put in all your parent's bank details and address. Which SMART buttons need pressing? Explain your choices.

2. Video Comments
You're watching a video online and leave a comment. Someone replies to say hi and that they go to your school, they recognised your username.

SMARTbot Scenarios

Look at each of SMARTbot's buttons, decide which ones should be pressed in each situation to make SMARTbot think about how it should behave.



1. Online Shopping
You're about to buy a t-shirt on a site you've never used before. The website looks OK but you need to put in all your parent's bank details and address. Which SMART buttons need pressing? Explain your choices.

2. Video Comments
You're watching a video online and leave a comment. Someone replies to say hi and that they go to your school, they recognised your username. Which SMART buttons need activating? Explain your choices.

3. Emailing Friends
Your friend has emailed you a link to a video, the subject of the email reads, "So funny". Which SMART buttons need to be considered? Explain your choices.

SMARTbot Scenarios Discussion

Which SMART buttons did you think needed activating for each scenario?
Why?



Safe

Meeting

Accepting

Reliable

Tell